

## Natural Gas Pipelines Are Safe

The natural gas pipeline network spans the United States and is one of the safest modes of fuel transportation today. The industry invests millions of dollars each year on research and technology to improve the system.



To keep the network safe, the natural gas pipeline industry complies with a broad regulatory program directed by the United States Department of Transportation's Pipeline Hazardous Material Safety Administration division. These regulations provide safety standards for the design, construction, maintenance and testing of natural gas pipeline systems.

Pipeline Integrity Management Programs for transmission and distribution pipelines require operators to continually monitor pipeline integrity and perform risk analysis, especially in highly populated areas. Peoples utilizes preventive measures to reduce the risk of pipeline leaks or failures and to ensure the safe delivery of natural gas to homes and businesses in our service area.

For more information, please visit [www.peoples-gas.com/pipeline-safety](http://www.peoples-gas.com/pipeline-safety).



## Avoid Hazards

What to Do if You Suspect a Leak

### WHAT YOU SHOULD

#### NOT DO IF A LEAK OCCURS:

- **DO NOT** touch, breathe or make any contact with a leak
- **DO NOT** light a match, turn light switches on or off, use a cell or home phone, or do anything to create a spark
- **DO NOT** attempt to extinguish any fire
- **DO NOT** attempt to operate any valves
- **DO NOT** open your garage door or attempt to start your vehicle



#### WHAT YOU SHOULD DO IF A LEAK OCCURS:

- **DO** leave the home, building and area of the suspected leak, and get to a safe area
- **DO** call our emergency hotline, which answers 24-hours a day at 1-800-222-5101
- **DO** call 911 to notify police and fire officials
- **DO** warn others to stay out of the area



## EMERGENCY SERVICE 1-800-222-5101

Our emergency personnel are on duty to assist you 24 hours a day, 7 days a week. If you smell a natural gas odor, suspect a leak, or there is an explosion or fire, leave the area immediately and then call us at **1-800-222-5101**.



## Ask to See ID

Remember to always ask to see ID when a Peoples service employee visits your home.

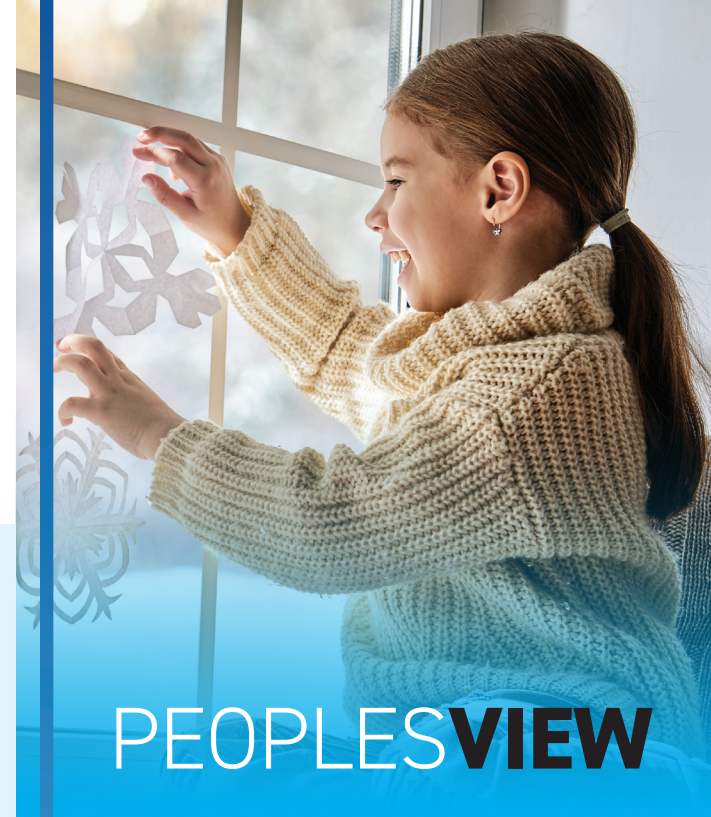
To give you peace of mind, Peoples requires all of its customer service employees to wear photo identification. If you don't see it when one of our employees comes to your home, ask for it. Our employees will gladly show you their photo ID.

ALL Peoples employees carry an ID card with their name, photo and the Peoples logo. Also, look for a vehicle with the Peoples logo. Please contact customer service at **1-800-222-5101** with any questions or concerns.



1-800-222-5101 • [peoples-gas.com](http://peoples-gas.com)

Individuals with Hearing Loss  
Call 711 or 1-800-654-5988 TTY# 1-800-654-5984



# PEOPLESVIEW

## Keep Your Furnace Healthy

JANUARY 2023



[www.peoples-gas.com](http://www.peoples-gas.com)

## LIHEAP & CAP

The **Low Income Home Energy Assistance Program (LIHEAP)** provides grants for customers with limited incomes. LIHEAP is not a loan. It is a government grant applied directly to help pay your Peoples heating bill.

**Peoples Customer Assistance Program (CAP)** is an affordable monthly payment plan, based on income, for customers who meet income guidelines. Participants make reasonable payments to maintain gas service and can earn credits to reduce their balance each month.

### 2022 - 2023 INCOME GUIDELINES

150% Federal Poverty Level

Homeowners and Renters May Qualify When:

HOUSEHOLD SIZE*	GROSS MONTHLY INCOME	GROSS ANNUAL INCOME
1	\$1,698	\$20,385
2	\$2,288	\$27,465
3	\$2,878	\$34,545
4	\$3,468	\$41,625
5	\$4,058	\$48,705
6	\$4,648	\$55,785
7	\$5,238	\$62,865
8	\$5,828	\$69,945
For each additional person add	\$590	\$7,080

\*All members of household regardless of age



**Dollar Energy Fund (DEF)** provides grants to people with limited incomes who make a good faith payment toward their bills.

### 2022 - 2023 INCOME GUIDELINES

200% Federal Poverty Level

Homeowners and Renters May Qualify When:

HOUSEHOLD SIZE*	GROSS MONTHLY INCOME	GROSS ANNUAL INCOME
1	\$2,265	\$27,180
2	\$3,052	\$36,620
3	\$3,838	\$46,060
4	\$4,625	\$55,500
5	\$5,412	\$64,940
6	\$6,198	\$74,380
7	\$6,985	\$83,820
8	\$7,772	\$93,260
For each additional person add	\$787	\$9,440

\*All members of household regardless of age

## Budget Now for Winter Bills

Our Budget Billing lets you take control of your expenses and avoid the surprise of seasonally high bills.

The budget plan is your yearly gas usage averaged over a twelve-month period. This allows you to pay a more consistent amount throughout the year. Peoples calculates your budget by comparing past usage information for your home with projected weather conditions and rates. To prevent any shortages or overages, Peoples will review your gas usage over the past quarter and adjust your budget amount higher or lower.

You can leave Budget Billing at any time; however, when you unenroll, your account balance will be due in full.

**Joining Budget Billing is easy! Sign up online at [peopleseaccount.com](http://peopleseaccount.com) or call us at 1-800-222-5101.**

## You Have A Choice

Did you know that Energy Choice is available to Pennsylvania utility customers?

You do not have to purchase your natural gas from Peoples. The Energy Choice Program provides you the option of purchasing your natural gas from a state approved supplier. Visit [peoples-gas.com/shopforgas](http://peoples-gas.com/shopforgas) for additional details, or visit the Pennsylvania Gas Switch website, [pagasswitch.com](http://pagasswitch.com), for a list of natural gas suppliers and current offers.



## Keep Your Furnace Healthy








Keep your furnace performing at its best with an annual check-up.

Have your furnace and other gas appliances inspected by a qualified professional when cold temperatures arrive.

An inspection helps ensure reliable heat and can prevent potential problems.

Your contractor should:

-  Test the thermostat.
-  Visually inspect the heat exchanger, motor and vents.
-  Lubricate the blower motor.
-  Check the flue.
-  Check the pilot light, unless your furnace features pilotless ignition.



Also, replace your furnace filters at least three times during each heating season. Keep heat registers and cold air-returns clean and clear of furniture and draperies to help the air flow properly.