

Why this is Important:

In rare cases, our gas pipeline may cross through a sewer pipe. If a plumber unknowingly strikes a gas line while cutting through a sewer blockage, natural gas could enter the sewer system. We want to prevent this from happening.

Why Utility Lines can Cross Through Sewer Lines:

When a new utility line (gas, electric, telephone, or cable television) needs to be installed in an urban area, it's very common for utility providers to dig horizontally underground (called directional boring). Since this installation method does not involve digging a trench, it avoids damage to sidewalks, patios, landscaping, and existing utility lines marked by 811 Call Before You Dig.

Cleaning Out Sewers Could Cause a Hazardous Situation:

This can happen when sewer laterals are cleaned using mechanical purging equipment (roter). This equipment has the ability to damage buried utilities. Collapsed sewer walls can also cause the roter equipment to be misdirected outside of the sewer, bringing the equipment dangerously close to other buried utilities.

CROSS BORES

For additional information about **Cross Bores**:



INTERNET:

www.crossboresafety.org



EMAIL:

damage_prevention@peoples-gas.com



PHONE:

Please call: 1.866.863.6266

**Don't cross
his path!**



CROSS BORES

DAMAGE TO ANY UNDERGROUND GAS LINE CAN LEAD TO:



GAS LEAKS /
GAS MIGRATION



FIRE



EXPLOSION



PEOPLES™

375 North Shore Dr
Pittsburgh, PA 15212

Peoples-Gas.com



A SAFETY MESSAGE FROM:

PEOPLES™

An  Essential Utilities Company

CROSS BORES

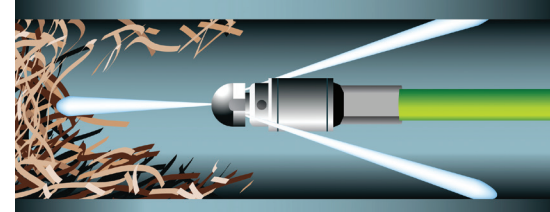


Defined: A cross bore is defined as the intersection of an existing underground utility or underground structure by a second utility installed using trenchless technology. This results in an intersection of the utilities, compromising the integrity of either or both utility or underground structure.

BE SAFE.

ALWAYS ASSUME THAT
OBSTRUCTIONS INVOLVE A
CROSS BORE.

..... SAFETY PRECAUTIONS



When Cleaning Out a Sewer Lateral:

1

Before you begin:

- Call 811 (One Call) for utility line locations. This may identify intersecting lines.
- Whenever possible, utilize an outside trap to clean out the sewer line.
- Look for trees or landscaping that could be causing an obstruction.
- Ask the resident if there has been any recent utility work in the area.
- Use an in-line camera inspection device as it will help in assessing the blockage.

2

During the cleaning:

- Do not use a cutting tool. This applies when clearing both sewer laterals and drains.
- Use minimally invasive equipment such as a plumbing snake or **water jet**, to attempt to clear the blockage.
- Feel for obstructions that do not seem to resemble tree roots or other common obstructions as the tool moves through the sewer line.

3

When finished:

We do not recommend that you use a cutting tool. However, if you have used one:

- Check the blades for yellow or orange plastic when it is withdrawn from the sewer line. Natural gas utility lines are typically made of this color plastic.
- Watch for bubbles caused by natural gas escaping from the toilet or other entry point of the cutting tool.
- Inspect the area with a Combustible Gas Indicator (CGI) or other gas-detection equipment.



**CALL 811 (ONE CALL)
FOR UTILITY LINE
LOCATIONS.**


How to Identify a Leak:

Natural gas leaks are rare, but they can happen. Your senses will alert you if a leak occurs.

SIGHT – Escaping gas affects the nutrients in soil, so discolored soil or dead vegetation near a pipeline may indicate a natural gas leak. Dirt or water blowing up from the ground may also indicate a leak.

SOUND – Natural gas leaks may make a hissing or a high-pitched whistling noise. Noises will vary based on the line pressure.

SMELL – A strong odor of natural gas can indicate unburned fuel in the air. Natural gas is odorless so a sulfur-based odorant is added to give it a rotten egg smell and warns of its presence. Be alert for this odorant.



Don't cross his path!

**CALL 811 (ONE CALL)
FOR UTILITY LINE
LOCATIONS.**

In rare cases, our gas pipeline may cross through a sewer pipe. If a plumber unknowingly strikes a gas line while cutting through a sewer blockage, natural gas could enter the sewer system. **We want to prevent this from happening.**

CROSS


A **cross bore** is defined as the intersection of an existing underground utility or underground structure by a second utility installed using trenchless technology. This results in an intersection of the utilities, compromising the integrity of either or both utility or underground structure.

BE SAFE.

BORES

**ALWAYS ASSUME THAT
OBSTRUCTIONS INVOLVE A
CROSS BORE.**

CROSS BORES



DO

- ✓ Leave the premises immediately
- ✓ Instruct others to leave the premises immediately
- ✓ Contact Peoples Gas from a safe location at:
 - › PNG - 1.800.400.4271
 - › Peoples Gas KY and WV - 1.800.400.4271
 - › Peoples Gas Company - 1.800.222.5101
- ✓ Call 911
- ✓ Keep others at a safe distance

**DO
NOT**

- ✗ Operate any electric appliances while in the premises
- ✗ Operate any pipeline system equipment
- ✗ Turn vehicles or equipment on or off
- ✗ Use anything that might create a spark, such as a cell phone or matches without first leaving the area and arriving at a safe location